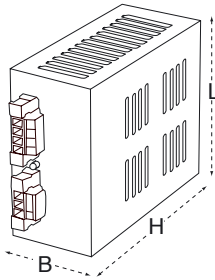


## Power Supplies



### Primary switched-mode power supplies

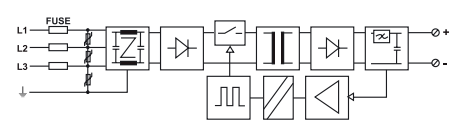
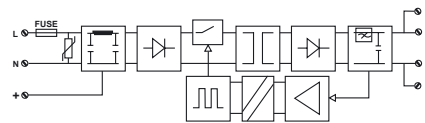


Diagram/schematic circuit diagram

#### CP-SNT 55W



#### CP-SNT 55W



Ordering data		Type	Cat. No.
Output voltage/max. current		CP-SNT 55 W	
		24 Vdc-28 Vdc / 2.3 A	9927480024
		48 Vdc / 1.04 A	9927480048
		12 Vdc - 15 Vdc / 3 A	9927480012
		5 Vdc / 3 A	9927480005
Input voltage		85 Vac, 120 Vdc	
	Minimum typical	115-230 Vac $\pm 10\%$ , 50/60 Hz	
	Maximum	265 Vac, 300 Vdc	
Input current		1.10 A RMS $\pm 20\%$	
	at 115 Vac	0.55 A RMS $\pm 20\%$	
	at 360 Vac	590 mA $\pm 20\%$	
	at 230 Vac	315 mA $\pm 20\%$	
	(Mean value; serves as reference only)	at 125 Vdc	
		at 250 Vdc	
Input protection		2 A slow fuse (internal)	
	Fuse	Thermistor	
	Making current	Varistor	
	Overtolerance	100 kHz PWM	
Switching frequency		78%	
Efficiency at max. load		<50 mV RMS	
Max. ripple		1.0%	
Regulation		0.8%	
	load (10-100% load)	Overvoltage switch-off with automatic reset plus thermal switch-off	
	at Input voltage	10 000 $\mu\text{F}$	
Overload protection		30 ms	
Max. capacity at output		180 ms	
	at 115 Vac	-40 °C...+85 °C	
	at 360 Vac	-20 °C...+40 °C max. full rated load	
	(Max. output current following input loss)	Derating: 24 V-2.1 A at 50 °C, 24 V-1.5 A at 60 °C	
Storage temperature		20 - 85% RH w/o condensation	
Operating temperature		20 - 90% RH	
Humidity		Operating temperature	
	Storage temperature	Storage temperature	
Galvanic isolation		Input-output	
	Input/output to mounting rail	3 kV RMS	
	Input to earth	3 kV RMS	
	Output to earth	1.5 kV RMS	
Wire diameter		500 V RMS	
Dimensions in mm (L x W x H)		26-12 AWG (0.1-4.0 mm <sup>2</sup> )	
Weight		98 x 57 x 131	
Mounts on mounting rail		478 g	
Approvals/certifications		TS 35	
Accessories		CSA, UL, CE	
Mounting bracket for mounting on a wall		Cat. No. 7920560000	

Type	Cat. No.
CP-SNT 55 W	
24 Vdc / 2.3 A	9917790324
306 Vac	
360 - 480 Vac	
550 Vac	
120 mA RMS / Phase	
100 mA RMS / Phase	
3 x 1A slow fuse (internal)	
Thermistor	
Varistor	
100 kHz	
85%	
<50 mV RMS	
1.0%	
0.8%	
Overvoltage switch-off with automatic reset plus thermal switch-off	
10 000 $\mu\text{F}$	
120 ms	
120 ms	
-40 °C...+85 °C	
0 °C...+50 °C max. full rated load	
Derating: 10% at 60 °C	
20 - 85% RH w/o condensation	
20 - 90% RH w/o condensation	
3 kV	
3 kV	
1.5 kV	
500 V	
26-12 AWG (0.1-4.0 mm <sup>2</sup> )	
108 x 60 x 168	
526 g	
TS 35	
cUL, UL, CE	
Cat. No. 7920560000	

Type	Cat. No.
CP-SNT 55 W	
24 Vdc / 2.3 A	9917790324
306 Vac	
360 - 480 Vac	
550 Vac	
120 mA RMS / Phase	
100 mA RMS / Phase	
3 x 1A slow fuse (internal)	
Thermistor	
Varistor	
100 kHz	
85%	
<50 mV RMS	
1.0%	
0.8%	
Overvoltage switch-off with automatic reset plus thermal switch-off	
10 000 $\mu\text{F}$	
120 ms	
120 ms	
-40 °C...+85 °C	
0 °C...+50 °C max. full rated load	
Derating: 10% at 60 °C	
20 - 85% RH w/o condensation	
20 - 90% RH w/o condensation	
3 kV	
3 kV	
1.5 kV	
500 V	
26-12 AWG (0.1-4.0 mm <sup>2</sup> )	
108 x 60 x 168	
526 g	
TS 35	
cUL, UL, CE	
Cat. No. 7920560000	